
















Fedora Community Poll

Describe your primary role in the Fedora project.		Response Percent	Response Total
Developer		7.7%	99
Tester		7.5%	97
Documentation Writer		0.9%	12
End user, ie Fedora deployment		74.4%	962
Translation, or other internationalization		2.8%	36
Other (none of the above describe me)		6.7%	87
Total # of respondents 1293 . Statistics based on 1293 respondents; 0 filtered; 0 skipped.			

In the preceding question you specified that your primary role in Fedora was not well represented in the pick list. How would you tersely summarize your role?	Response Percent	Response Total
		10
Total # of respondents 1293 . Statistics based on 10 respondents; 0 filtered; 1283 skipped.		

How long have you been involved with Fedora?	Response Percent	Response Total
Less than a year		9.2%
1 year		14.3%
2 years		23.3%
More than 2 years		53.3%
Total # of respondents 1293 . Statistics based on 533 respondents; 0 filtered; 760 skipped.		

How many bugzillas have you entered?	Response Percent	Response Total
None		34.5%
1-10		45.9%
11-25		9.3%
26-50		4.5%
More than 50		5.8%
Total # of respondents 1293 . Statistics based on 623 respondents; 0 filtered; 670 skipped.		

Please sort the items in this list in priority order based on what you suggest is the most important area for Red Hat to focus on in order to make improvements in Fedora. Survey tool instructions: 1 is top priority, 12 is lowest. You can select each column only once. ie, you can only designate a single item as priority 1. Skip any items you think are not in need of improvement.

	1	2	3	4	5	6	7	8	9	10	11	12	Response Total
provide free CDs	1.6% (8)	5.1% (25)	4.3% (21)	4.1% (20)	4.7% (23)	5.7% (28)	3.5% (17)	6.1% (30)	6.1% (30)	7.8% (38)	13.7% (67)	37.1% (181)	488
infrastructure enhancements to improve development of Fedora extras packages	6.1% (33)	12.8% (70)	15.4% (84)	13.6% (74)	11.2% (61)	12.1% (66)	7.9% (43)	7.9% (43)	6.6% (36)	2.6% (14)	2.4% (13)	1.5% (8)	545
infrastructure to enable non-Red Hat people to directly checkin changes to Fedora Core packages	4.6% (23)	5.6% (28)	8.2% (41)	9.8% (49)	8.8% (44)	10.8% (54)	13.2% (66)	9% (45)	9.6% (48)	9.2% (46)	7% (35)	4.4% (22)	501
Reduce the number of packages in Fedora core, by moving more to extras	4.2% (22)	9.5% (50)	7% (37)	8.8% (46)	8.8% (46)	4.8% (25)	5.5% (29)	9% (47)	9.9% (52)	11.8% (62)	9.9% (52)	10.9% (57)	525
focus on implementing new features in the core Fedora distribution	25% (149)	20.5% (122)	10.7% (64)	10.6% (63)	7.7% (46)	6.5% (39)	5.7% (34)	3.4% (20)	2.9% (17)	3.2% (19)	1.8% (11)	2% (12)	596
Increased visibility into Fedora Core development schedules and status	2.4% (13)	6.7% (36)	8.8% (47)	12.1% (65)	11.4% (61)	14.9% (80)	9.5% (51)	9.3% (50)	10.1% (54)	7.3% (39)	5.4% (29)	2.2% (12)	537
improve bugzilla responsiveness	5.7% (30)	9.3% (49)	10.5% (55)	10.5% (55)	10.9% (57)	10.7% (56)	7.8% (41)	10.9% (57)	8.4% (44)	8.2% (43)	3.8% (20)	3.4% (18)	525
single CD install	11.1% (58)	5.3% (28)	7.8% (41)	6.9% (36)	5.2% (27)	6.1% (32)	6.5% (34)	5% (26)	7.6% (40)	9% (47)	16.8% (88)	12.8% (67)	524
improve documentation and release notes	8.7% (50)	11.7% (67)	14.8% (85)	13.9% (80)	12.4% (71)	6.8% (39)	7.1% (41)	8.5% (49)	5.4% (31)	6.1% (35)	3.7% (21)	0.9% (5)	574
improve overall stability of Fedora Core	35.2% (208)	16.4% (97)	14% (83)	9.1% (54)	6.8% (40)	2.4% (14)	4.7% (28)	2.5% (15)	2.4% (14)	2.9% (17)	1.9% (11)	1.7% (10)	591
internationalization - add more languages and improve input methods	2.2% (11)	4.5% (22)	6.1% (30)	4.3% (21)	5.3% (26)	10.1% (50)	10.1% (50)	7.9% (39)	11.9% (59)	14.6% (72)	13% (64)	10.1% (50)	494
increase participation as reviewers for Fedora Extras	1.7% (9)	4.7% (24)	6.8% (35)	7.8% (40)	12.4% (64)	12.8% (66)	15.1% (78)	12.6% (65)	9.7% (50)	7.8% (40)	5.6% (29)	2.9% (15)	515

Total # of respondents **1293**. Statistics based on **654** respondents; **0** filtered; **639** skipped.

Please rate your opinions on Fedora *Core's* (not Extras) performance in the following areas. For questions that you haven't had experience with, or do not have a strong opinion on, please do not specify a response.






	A	B	C	D	E	F	G	Response Total
overall quality	0.2% (1)	0.9% (6)	3.7% (24)	17.8% (117)	25.4% (167)	37.4% (246)	14.6% (96)	657
system performance, responsiveness	0.6% (4)	2.9% (19)	9% (58)	20.2% (131)	26.1% (169)	30.9% (200)	10.3% (67)	648
timeliness, delivery on schedule	1.4% (8)	2.4% (14)	9.2% (54)	27.5% (162)	21.7% (128)	25.9% (153)	12% (71)	590
ease of use	0.2% (1)	3.1% (20)	11.6% (74)	25.2% (161)	25.8% (165)	24.7% (158)	9.4% (60)	639
documentation	4.7% (29)	13.7% (84)	26.7% (164)	28.7% (176)	16% (98)	6.7% (41)	3.6% (22)	614
download infrastructure	0.3% (2)	3% (18)	8.4% (50)	25.3% (150)	20.7% (123)	23.7% (141)	18.5% (110)	594
availability of free CDs	17.6% (71)	13.1% (53)	11.1% (45)	32.9% (133)	5.9% (24)	10.6% (43)	8.7% (35)	404
Appropriate placement of packages in core vs extras	2% (11)	6.7% (37)	20.2% (111)	38.9% (214)	15.1% (83)	14.7% (81)	2.4% (13)	550
development infrastructure (developers only, please)	4% (4)	6.9% (7)	11.9% (12)	36.6% (37)	22.8% (23)	16.8% (17)	1% (1)	101
bug reporting infrastructure (bug reporters only, please)	2% (6)	4.4% (13)	9.8% (29)	30.6% (91)	24.2% (72)	23.2% (69)	5.7% (17)	297
bug report responsiveness (bug reporters only, please)	5.5% (16)	11.6% (34)	23.9% (70)	25.6% (75)	19.8% (58)	10.9% (32)	2.7% (8)	293

Total # of respondents **1293**. Statistics based on **660** respondents; **0** filtered; **633** skipped.

Legend for Rank Grid table: Please rate your opinions on Fedora *Core's* (not Extras) performance in the following areas. For questions that you haven't had experience with, or do not have a strong opinion on, please do not specify a response.

Columns:

- A** - Poor
1.
- B** -
2.
- C** -
3.
- D** - Good
4.
- E** -
5.
- F** -
6.
- G** - Excellent
7.

How frequently should Fedora Core releases occur?		Response Percent	Response Total
more frequently than 6 months (ie, 3 or 4 month interval)		5.2%	34
every 6 months		41.5%	272
every 9 months		30%	197
once per year		20%	131
less frequently than once a year		3.4%	22
Total # of respondents 1293 . Statistics based on 656 respondents; 0 filtered; 637 skipped.			

Please rate your opinions on Fedora *Extras** (not core) performance in the following areas

	A	B	C	D	E	F	G	Response Total
overall quality	0.7% (4)	1.7% (10)	5.3% (32)	34.8% (210)	22.6% (136)	26% (157)	9% (54)	603
completeness, diversity of packages	1.9% (11)	7.7% (45)	15.8% (93)	28.8% (169)	21.1% (124)	19.8% (116)	4.9% (29)	587
ease of obtaining developer sponsorship (contributing developers only, please)	9.5% (9)	6.3% (6)	15.8% (15)	35.8% (34)	8.4% (8)	17.9% (17)	6.3% (6)	95
responsiveness of reviewer comments (contributing developers only, please)	11.4% (10)	5.7% (5)	13.6% (12)	29.5% (26)	22.7% (20)	11.4% (10)	5.7% (5)	88

Total # of respondents **1293**. Statistics based on **609** respondents; **0** filtered; **684** skipped.

Legend for Rank Grid table: Please rate your opinions on Fedora *Extras** (not core) performance in the following areas

Columns:

- A** - Poor
1.
- B** -
2.
- C** -
3.
- D** - Good
4.
- E** -
5.
- F** -
6.
- G** - Excellent
7.

How do you think Fedora is doing overall?

	A	B	C	D	E	F	G	Response Total
Fedora is a healthy and growing initiative	0.6% (4)	0.5% (3)	3.3% (22)	5.9% (39)	21.6% (142)	29.3% (193)	38.8% (255)	658
Fedora is doing better than other community distros at meeting the participant's needs.	2.7% (17)	2.9% (18)	7.3% (45)	31% (192)	20.8% (129)	20% (124)	15.2% (94)	619
Red Hat is doing a good job balancing the needs of the community.	2.1% (13)	3.3% (21)	5.2% (33)	26.1% (164)	24.5% (154)	25.4% (160)	13.4% (84)	629
Red Hat has been receptive to input on how to best conduct Fedora.	3.2% (18)	2.5% (14)	7.9% (45)	38.7% (220)	18.3% (104)	20.4% (116)	9% (51)	568
Fedora is doing the right thing by not including packages with suspected legal issues. ie, various audio and video decoders / players	15.2% (99)	9.4% (61)	9.4% (61)	16.5% (107)	9.7% (63)	10.3% (67)	29.5% (192)	650

Total # of respondents **1293**. Statistics based on **659** respondents; **0** filtered; **634** skipped.

Legend for Rank Grid table: How do you think Fedora is doing overall?

Columns:

- A** - Disagree
1.
- B** -
2.
- C** -
3.
- D** - Neutral
4.
- E** -
5.
- F** -
6.
- G** - Agree
7.